

## 7.12. DAINTREE RIVER FERRY UPDATE APRIL 2026

<b>REPORT AUTHOR</b>	Contract Manager
<b>MANAGER</b>	Manager Infrastructure Planning and Delivery
<b>DEPARTMENT</b>	Infrastructure Planning and Delivery
<b>DATE</b>	26 May 2026

### RECOMMENDATION

**That Council notes the Daintree Ferry operational report for April 2026.**

---

### EXECUTIVE SUMMARY

A monthly report is supplied to provide Councillors with financial details of the existing Daintree River Ferry for the month of April 2026.

### PREVIOUS COUNCIL CONSIDERATIONS / RESOLUTIONS

At the Ordinary Meeting dated 10 December 2024, it was resolved that Councillors would be provided with monthly financial details relating to the Daintree River Ferry.

### REPORT/BACKGROUND

The graphs attached represent the financial performance and operating statistics of the Daintree River Ferry Operations for the current financial year. It should be noted that this is not a comprehensive assessment of the financial performance as Council's corporate and administrative costs that support the ferry operation have not been included. These costs include but are not limited to ticket and ferry card sales administration, contract involving, accounts payable and receivable, budgeting and financial reporting, payroll and human resources, auditing, enquiry and complaints management and administrative costs and overheads.

### FINANCIAL AND RESOURCE IMPLICATIONS

Reporting on the Daintree River Ferry does not have any material resource impact on the delivery of the service.

### RISK MANAGEMENT IMPLICATIONS

Monthly reporting keeps Council informed of the progress in relation to the Daintree River Ferry operation and allows for timely corrective action if required.

### ENVIRONMENTAL IMPLICATIONS

NIL

### SOCIAL IMPLICATIONS

NIL

## **CORPORATE AND OPERATIONAL PLAN**

This report has been prepared in accordance with the following:

### **Corporate Plan 2025-2030 Initiatives:**

#### **Theme 1 - Liveability**

To deliver community activities to promote safe, healthy, inclusive and socially engaged communities with an environmental conscious.

*1.5 - Keep the community informed.*

#### **Theme 2 - Prosperity**

Council plans, builds and maintains the infrastructure required to improve our lifestyle and promote economic growth, working actively to support local businesses.

*2.1 - Deliver a new Daintree ferry.*

#### **Theme 3 - Service Delivery**

We deliver Council services effectively and efficiently to meet community expectations, focusing on the wellbeing of both the community and our employees.

*3.6 - Deliver Council services to meet community expectations.*

### **Operational Plan 2025-2026 Actions:**

2.1.1 - Engage a contractor to own and operate a new Daintree River ferry.

2.1.2 - Upgrade landside infrastructure to meet the requirements of the new ferry and reduce waiting times.

## **LEGISLATION AND POLICY**

Not applicable

## **CONSULTATION**

Operations and Maintenance Team.  
Councillor Workshop 19 May 2026.

## **CONCLUSION**

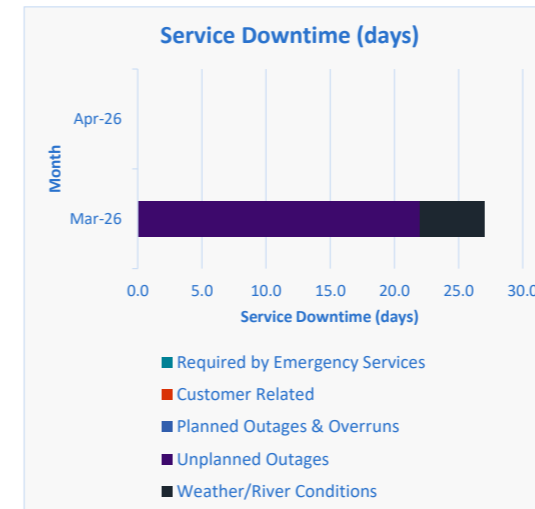
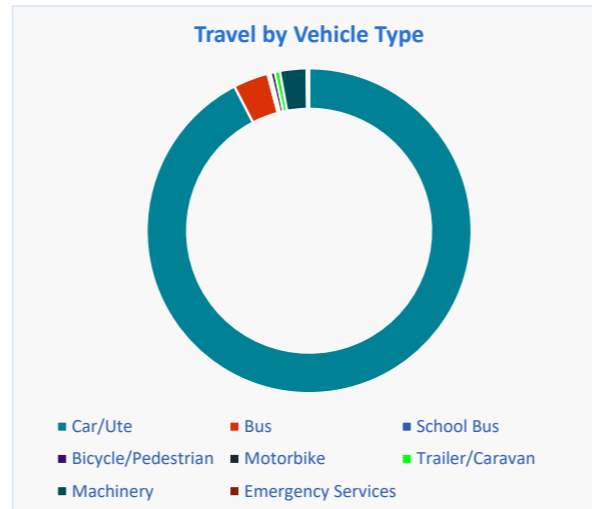
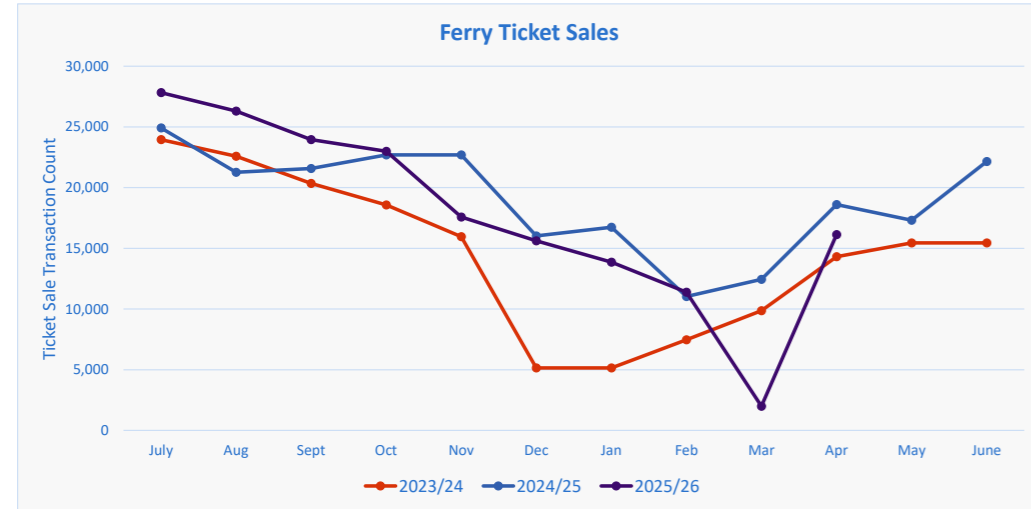
That Council notes the Daintree River Ferry operational report for April 2026.

## **ATTACHMENTS**

1. Daintree Ferry Monthly Report - Operations Statistics April 2026 [7.12.1 - 2 pages]

**Daintree Ferry Monthly Report  
April 2026**

**OPERATING STATISTICS**



The line chart shows the number of ferry ticket sales purchased each month over the last three (3) financial years. It includes both actual travel and pre-purchased tickets for future travel months. As expected, ticket sales are lower during the wet season, particularly between December and March. In April 2026, ticket sales increased following the significantly lower sales recorded in March 2026 due to the 29U weather-related event; however revenue for the month remained below budget.

The pie chart shows the breakdown of vehicle types which used the Daintree Ferry in April 2026. Car and ute travel makes up the majority of travel (92.4%), followed by buses (3.5%) and machinery (2.6%).

The Daintree Ferry's operational hours are 19 hours per day, 365 days a year. In March 2026, the ferry was out of service for 27 days due to damage sustained from the 29U weather event and two (2) further flooding events. There were no reported instances of service downtime by the contractor during April 2026.

In addition to operating 19 hours per day, the Daintree Ferry operates an on-call service for emergency services between midnight and 5am. The contractor did not report any emergency service vehicles requiring passage during March and April 2026.

	July	Aug	Sept	Oct	Nov	Dec	Jan	Feb	Mar	Apr	May	June
<b>2023/24</b>	23,949	22,586	20,341	18,566	15,959	5,146	5,146	7,465	9,862	14,312	15,440	15,440
<b>2024/25</b>	24,915	21,267	21,572	22,698	22,698	16,021	16,737	11,030	12,436	18,602	17,307	22,148
<b>2025/26</b>	27,824	26,298	23,957	22,987	17,584	15,619	13,862	11,380	1,995	16,135		

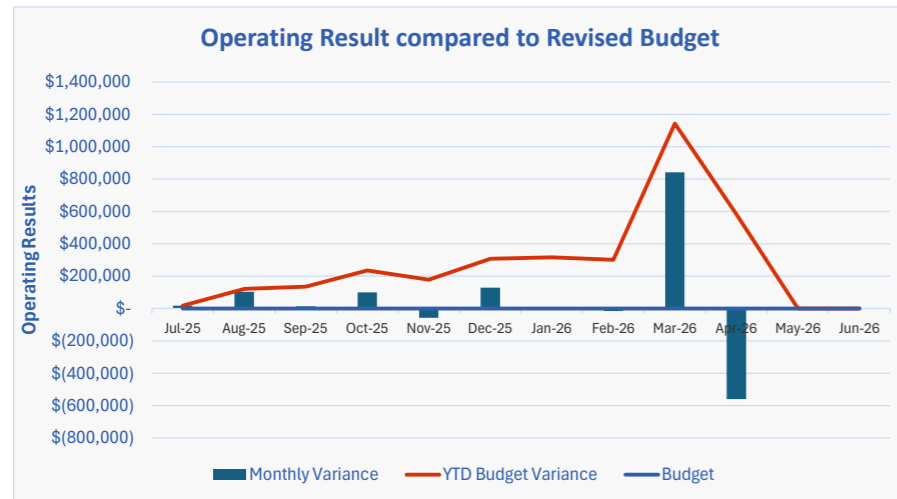
Travel by Vehicle Type	Apr-26
Car/Ute	92.4%
Bus	3.5%
School Bus	0.1%
Bicycle/Pedestrian	0.2%
Motorbike	0.4%
Trailer/Caravan	0.5%
Machinery	2.6%
Emergency Services	0.2%
<b>Total</b>	<b>100.0%</b>

Service Downtime (days)	Mar-26	Apr-26
Required by Emergency Services	0	0
Customer Related	0	0
Planned Outages & Overruns	0	0
Unplanned Outages	22	0
Weather/River Conditions	5	0
	0	0

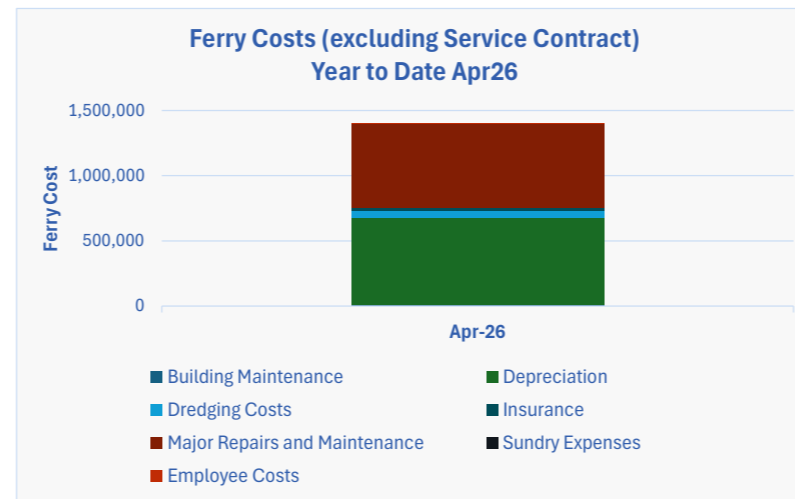
Number of After Hours Emergency Call Outs	Mar-26	Apr-26
After Hours Emergency Call Outs	0	0

**Daintree Ferry Monthly Report  
April 2026**

**OPERATING STATISTICS - PART B**



The chart shows The March and April 2026 results were significantly impacted by the timing of contractor accruals, invoices, and 29U weather-related costs, making the normal budget variance analysis difficult to interpret. While most additional 29U weather-related costs were budgeted in March, many had not yet been paid and remained as commitments at month end, resulting in a favourable March variance. In April, lower ferry revenue and the recognition of previously committed costs as actual expenditure resulted in an unfavourable variance.



The stacked bar chart shows the operational spend by type, excluding the service contract. In April 2026, depreciation and major repairs and maintenance made up the largest proportion, followed by dredging expenditure.