

How Your Council Works For You

Services Provided For Each \$100 in Rates Paid

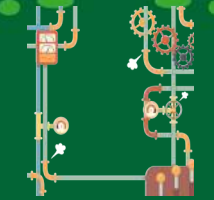
INFORMATION TECHNOLOGY - \$4.98



COMMUNITY & ECONOMIC DEVELOPMENT - \$3.79



INFRASTRUCTURE MANAGEMENT - \$9.03




SEWERAGE INFRASTRUCTURE - \$9.37



FLEET, PLANT & FACILITIES MANAGEMENT - \$2.48

GOVERNANCE & ADMINISTRATION - \$12.02



LIBRARIES - \$1.48



WASTE MANAGEMENT & RECYCLING - \$8.05

OPEN SPACES - \$8.01



ROAD NETWORKS - \$19.26



SPORT, RECREATION & PUBLIC FACILITIES - \$3.94




DISASTER MANAGEMENT - \$0.22



DEVELOPMENT, PLANNING & ENVIRONMENT - \$2.83



ENVIRONMENTAL HEALTH & LOCAL LAWS - \$2.62



WATER INFRASTRUCTURE - \$11.92