

RADAR'S FAMILY PREPARES THEIR HOME FOR STORM SEASON

COLOURING IN ACTIVITY BOOK




**get
ready**
QUEENSLAND

Originally created by the
Brisbane City Council as
a Get Ready Queensland
initiative

DOUGLAS
SHIRE COUNCIL

WELCOME TO RADAR'S HOME


Radar's family is learning about wild weather.
Severe weather can strike unexpectedly and do a lot of damage quickly.
That's why it's super important to be prepared.





NATURAL DISASTERS


A natural disaster can be a severe thunderstorm, flood, bushfire or heatwave.
It can break or knock down trees, power lines, houses and buildings.



Heatwave



Thunderstorm



Flood



Bushfire

WEATHER FORECAST

Radar and his family watch the news on TV to stay up-to-date on the daily weather forecast.



EMERGENCY BACKUPS




Radar's parents make sure they have enough spare batteries for their radio and torch, and that their mobile phones are fully charged.

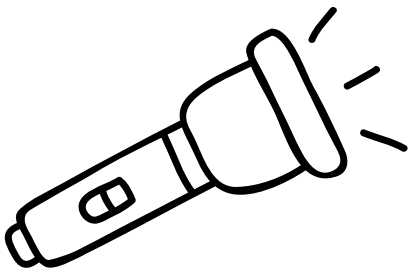
Radar's family also has a list of phone numbers for their neighbours, the SES, fire fighters, police and doctors, in case they need help.




Radio



Batteries



Torch



Smart phone




ESSENTIAL EMERGENCY KIT

Here's a quick list of items we recommend including in your emergency kit.

Activity instructions:


Using a pen, with the help from your parents,
connect each word to the right picture.



Radio



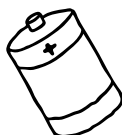
Torch



Backpack



Batteries




Sturdy shoes


First aid kit



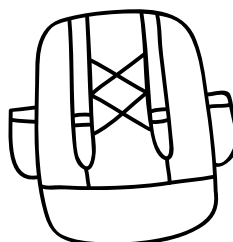
Rubber gloves



Fresh water




Phone charger



PREPARING THE


FAMILY HOME

When the weather presenter announces a storm is coming, Radar's family prepares their home and tidies up items that could blow away.



PREPARING YOUR PETS


Pets need to be prepared too!




Food and water




Medicines



First aid kit




Lead and collar



**Blanket/
bedding/crate**




**Council registration
certificate**



Toys

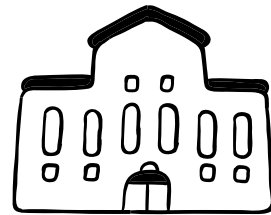


**Veterinary/
medical records**



Waste bags

Help Radar and his family find their way to the shelter!



AFTER THE STORM

After the storm, mum and dad need to check if it's safe to enter the house as some power lines may have fallen down during the storm. If it's safe, the whole family comes home and a big clean up begins.



IT'S IMPORTANT TO BE PREPARED

Remember, severe weather can strike unexpectedly.

1

Ask your parents
sign up to Douglas
Shire Council's free
weather alert at
<https://dashboard.douglas.qld.gov.au/>

2

Keep a list of
emergency
contacts handy.


3

Put together an
emergency kit.





EMERGENCY CONTACTS



**KEEP THESE NUMBERS HANDY
IN CASE OF EXTREME WEATHER**

Police, fire and ambulance 000 (triple zero)

State Emergency Service (SES) 132 500

Douglas Shire Council 4099 9444

Ergon Energy 13 22 96

RSPCA (animals) 1300 264 625



DOUGLAS
SHIRE COUNCIL

07 4099 9444 | PO Box 723, Mossman Q 4873
enquiries@douglas.qld.gov.au | douglas.qld.gov.au



douglasshirecouncil



douglasshirecouncil



DouglasShire



douglas-shire-council