

# Eichhorinia crassipes (Water hyacinth)

**Description:** A free floating aquatic herb with glossy, spoon shaped leaves and distinctive purple/lilac flowers. Water hyacinth forms dense blankets over waterways and wetlands. A similar native species occurs but can be distinguished by its yellow flowers and spear-shaped leaves.

**Distribution:** Occurs only as isolated occurrences in drainage lines at Port Douglas. Previous infestations occurred at Wonga Beach.

**Impacts:** It floats on still or slow-moving water and can grow rapidly to cover the entire water surface with a thick mat of vegetation. Water hyacinth shades out any submerged plant life and limits oxygen exchange, making the water unsuitable for fish and other animals.

**Key projects:** All known infestations are subject to eradication actions. Douglas Shire is the northern most distribution of water hyacinth in the Wet Tropics and actions here will help protect wetlands and waterways to the north. An eradication program is underway on the known infestations in the Port Douglas and Wonga Beach areas. Bi-annual surveys are conducted to monitor all known infestations and to ensure no new outbreaks have gone undetected.

## Biosecurity obligations and legal requirements

### Obligations relating to restricted matter

- Under the Act water hyacinth must not be given away, sold, or released into the environment. Penalties apply.

Under the Regulation water hyacinth may be disposed of by:

- Deep burial,
- Transporting to a waste facility securely (contact DSC 07 4099 9444),
- Sealing the matter in plastic and leaving the matter in the sun until any vegetative material being disposed has decomposed.

### General Biosecurity Obligation

The Act requires everyone to take all reasonable and practical measures to minimise the biosecurity risks associated with water hyacinth under their control.

Contact DSC to report any suspect plants on 07 4099 9444.

#### In the prevention zone

You are responsible to know what you are buying online or at local markets to ensure you don't unintentionally introduce water hyacinth from a contaminated source.

Be responsible and do not dump garden pond or fish tank contents into waterways.

Remove and bag specimens from water features and contact Douglas Shire Council to arrange disposal on 07 4099 9444.

#### In the eradication zone

Ensure soil or vegetation from known infestations is not moved from the site unless it is disposed of in accordance with the regulation.

If you have water hyacinth in your possession do not share contaminated material including aquatic plants and do not dump garden pond or fish tank contents into waterways.



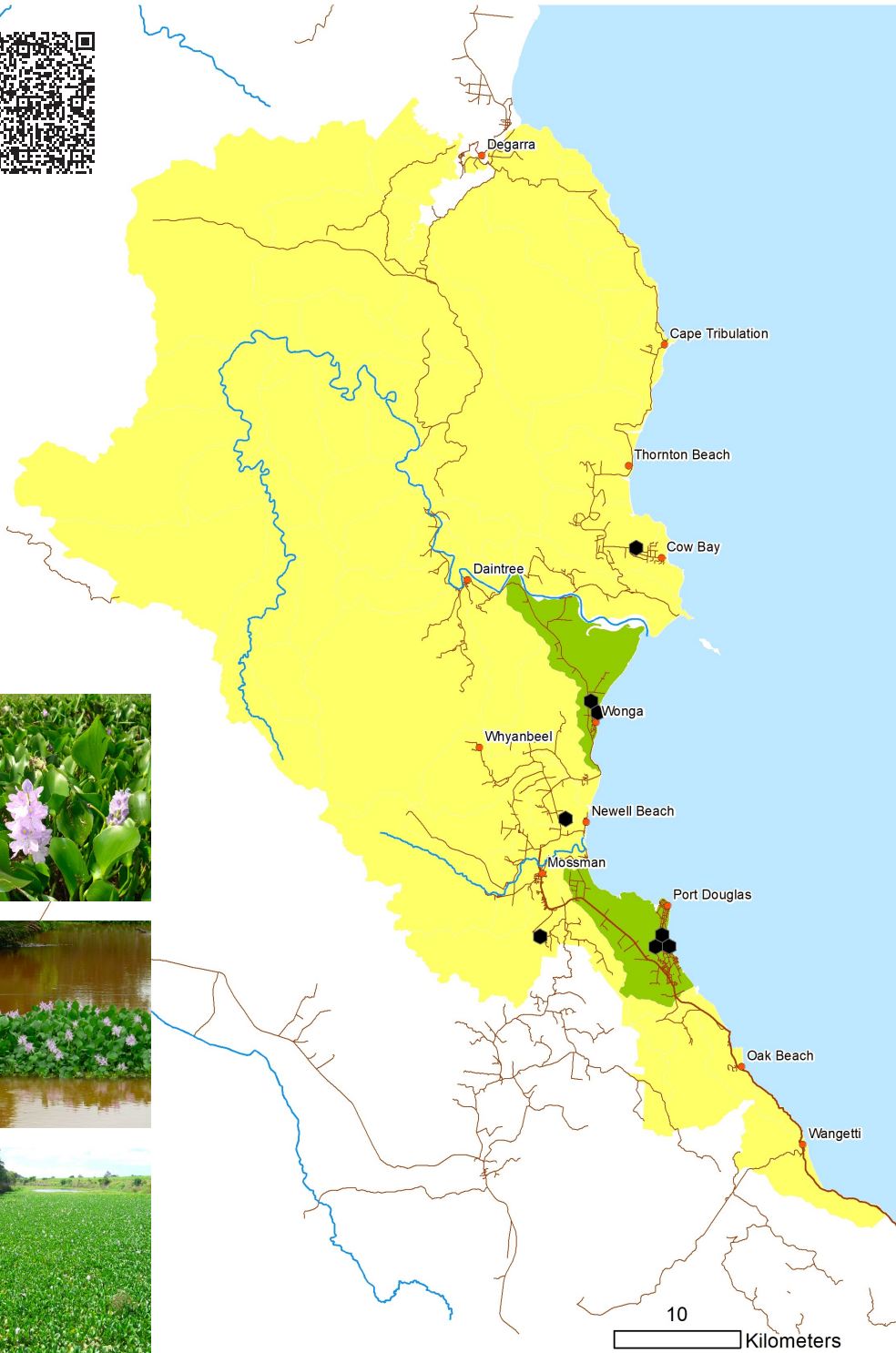
You are responsible to know what you are selling online or at local markets to ensure you don't unintentionally spread water hyacinth.

For more information on using this biosecurity action plan fact sheet, and further information on control tools, refer to the Douglas Shire Biosecurity Management Plan available at [douglas.qld.gov.au](http://douglas.qld.gov.au) and customer service centres.



# Eichhornia crassipes (Water hyacinth)

## Management objectives and actions



Biosecurity Act  
Restricted matter  
category

**3**  
Do not  
distribute

### Control



### Spread



	Prevention			Eradication			Containment			Asset protection		
Flowering												
Vegetative												
Seeding												
Spray												
Manual												
Biocontrol												
Best time	Jan	Feb	Mar	Apr	May	Jun	Jul	Aug	Sep	Oct	Nov	Dec

**Key**

- Peak
- First/last flush
- Occasional
- Optimal
- Good
- Marginal