

Update Tipping Credit Account Details Form – for use at Killaloe Transfer Station

(for new tip account applications please use Form RM05)












| 1. APPLICANT DETAILS | | | |
|---|----|------------------|----|
| Business/Trading Name: | | Tip Acc. Number: | |
| Contact Name: | | | |
| Postal Address: | | | |
| Phone: | M: | W: | H: |
| Email Address: | | | |
| Preferred Contact Method: Email: <input type="checkbox"/> Mobile: <input type="checkbox"/> Mail: <input type="checkbox"/> | | | |

| 2. REGISTERED VEHICLES | | | |
|--|--------------|---|--------------------------------|
| Details of vehicles permitted to incur transactions on your tipping account. <ul style="list-style-type: none"> The driver is responsible for providing the correct information to the Weighbridge (i.e. waste type/source etc.) If vehicle GVM/GCM ≤ 4.5 tonnes tick Light Vehicle and add vehicle type. If vehicle GVM/GCM > 4.5 tonnes tick Other & add vehicle type, (MUST choose from attached Chart). GVM will be enforced in accordance with the National Heavy Vehicle Guidelines which can be viewed at https://www.nhvr.gov.au/road-access/mass-dimension-and-loading To remove vehicles from your account please email (no form required) details to enquiries@douglas.qld.gov.au | | | |
| Make & Model | Registration | Vehicle Type/Configuration e.g. for Other - 2 axle rigid truck | Carrier (if NOT vehicle Owner) |
| | | <input type="checkbox"/> Light Vehicle (ie. car/ute/van/trailer) <input type="checkbox"/> Other > 4.5t | |
| | | <input type="checkbox"/> Light Vehicle (ie. car/ute/van/trailer) <input type="checkbox"/> Other > 4.5t | |
| | | <input type="checkbox"/> Light Vehicle (ie. car/ute/van/trailer) <input type="checkbox"/> Other > 4.5t | |
| | | <input type="checkbox"/> Light Vehicle (ie. car/ute/van/trailer) <input type="checkbox"/> Other > 4.5t | |
| | | <input type="checkbox"/> Light Vehicle (ie. car/ute/van/trailer) <input type="checkbox"/> Other > 4.5t | |

| 3. DECLARATION | | |
|--|------------|-------|
| To the Chief Executive Officer, Douglas Shire Council I / We declare that the information provided by me in this application is true and correct, and agree to comply with all requirements as approved. | | |
| Print Name: | Signature: | Date: |
| Douglas Shire Council – Information Privacy Statement Your personal information has been collected for the purpose of assessing your Application for Approval. The collection of your information is authorised under the Local Government Act 2009. You are providing personal information which will be used for the purpose of delivering services and carrying out Council business. Your personal information is handled in accordance with the Information Privacy Act 2009 and will be accessed by persons who have been authorised to do so. Your information will not be given to any other person or agency unless you have given Council permission or the disclosure is required by law. | | |

Please note, any state-specific exemptions will be applied and override below charts

ACT, NSW, QLD, SA, VIC VEHICLE IDENTIFICATION CHART

| | | |
|--|---|---|
|  2 axle rigid truck | GML: 15.0 tonne OML: n/a HML: n/a | May include: bale truck, hiab, pantech, road sweeper, rear end loader - 4 wheels, skip, small hook, tanker, tautliner - double, tipper, vac truck |
|  3 axle rigid truck | GML: 22.5 tonne OML: 23.0 tonne HML: n/a | May include: bale truck, front end loader, hooklift - tri axle, one arm compactor, tipper, pantech, RORO, side loader, skip, tautliner - double, tanker, vac truck - tri axle |
|  4 axle rigid truck non load sharing | GML: 26.5 tonne OML: 27.0 tonne HML: n/a | May include: front lift - 8 wheeler, hook lift - quad axle, RORO |
|  4 axle rigid truck load sharing | GML: 27.5 tonne OML: 28.0 tonne HML: n/a | May include: front lift - 8 wheeler, hook lift - quad axle, RORO |
|  2 axle rigid truck & 2 axle dog trailer | GML: 30.0 tonne OML: n/a HML: n/a | |
|  3 axle rigid truck & 3 axle dog trailer | GML: 42.5 tonne OML: 43.5 tonne HML: n/a | |
|  4 axle rigid truck & 3 axle dog trailer | GML: 42.5 tonne OML: 43.5 tonne HML: n/a | |
|  4 axle rigid truck & 4 axle dog trailer | GML: 42.5 tonne OML: 43.5 tonne HML: n/a | |
|  6 axle semi trailer | GML: 42.5 tonne OML: 43.5 tonne HML: 45.5 tonne | May include: semi trailer - tri |
|  7 axle b-double | General access GML: 50.0 tonne Restricted access GML: 55.5 tonne OML: 57.0 tonne HML: 57.0 tonne | |
|  9 axle b-double | GML: 62.5 tonne OML: 64.5 tonne HML: 68.0 tonne | |