

# Update Tipping Account Details Form – Killaloe Transfer Station

(For new tip account applications please use Form RM05)

- Please allow 2 business days for tip account to be updated.

## SECTION 1 - APPLICANT DETAILS

Business/Trading Name:	
Tip Account Number:	
Applicant Name:	
Postal Address:	
Contact Phone/Mobile:	
Email:	
Email for invoices if different:	

## SECTION 2 - AUTHORISED VEHICLES

Details of vehicles permitted to dispose of waste on your Tip Account.

**ALL FIELDS MUST BE COMPLETED FOR EACH VEHICLE ADDED.**

- The driver is responsible for providing the correct information to the Weighbridge (i.e. waste type/source etc.)
- If vehicle GVM/GCM ≤ 4.5 tonnes tick **Light Vehicle** and add vehicle type.
- If vehicle GVM/GCM > 4.5 tonnes tick **Other**, add vehicle type (**Refer Chart Pg. 2**) & GVM/GCM.
- GVM will be enforced in accordance with the National Heavy Vehicle Guidelines which can be viewed at <https://www.nhvr.gov.au/road-access/mass-dimension-and-loading>
- To remove vehicles from your account please email details (no form required) to [enquiries@douglas.qld.gov.au](mailto:enquiries@douglas.qld.gov.au)

Make & Model <i>e.g. Nissan Navara Twin cab</i>	Registration <i>e.g. 111 AAA</i>	Vehicle Type /Axle Configuration <i>for Light Vehicle – e.g. ute</i> <i>for Other – e.g. 2 axle rigid (see Pg 2)</i>
		<input type="checkbox"/> Light Vehicle ( <i>i.e. car/ute/van</i> ) _____ <input type="checkbox"/> Other > 4.5t GVM/GCM - _____ Axle config. - _____
		<input type="checkbox"/> Light Vehicle ( <i>i.e. car/ute/van</i> ) _____ <input type="checkbox"/> Other > 4.5t GVM/GCM - _____ Axle config. - _____
		<input type="checkbox"/> Light Vehicle ( <i>i.e. car/ute/van</i> ) _____ <input type="checkbox"/> Other > 4.5t GVM/GCM - _____ Axle config. - _____
		<input type="checkbox"/> Light Vehicle ( <i>i.e. car/ute/van</i> ) _____ <input type="checkbox"/> Other > 4.5t GVM/GCM - _____ Axle config. - _____
		<input type="checkbox"/> Light Vehicle ( <i>i.e. car/ute/van</i> ) _____ <input type="checkbox"/> Other > 4.5t GVM/GCM - _____ Axle config. - _____
		<input type="checkbox"/> Light Vehicle ( <i>i.e. car/ute/van</i> ) _____ <input type="checkbox"/> Other > 4.5t GVM/GCM - _____ Axle config. - _____

## OFFICE USE

<input type="checkbox"/> Are all sections of the application completed and signed?	<input type="checkbox"/> A Waste/Recycling General Enquiry CRM Logged?
CRM No.	Date Processed: _____
Officer: _____	

## DECLARATION

I \_\_\_\_\_ declare that the information provided by me in this application is true and correct and I consent to the making of enquiries and exchange of information with authorities of any Local, State/Territory or Commonwealth department in regard to any matters relevant to this application.

Applicant Signature:

Date:












### Douglas Shire Council – Privacy Collection Notice:

Douglas Shire Council collects and manages personal information in the course of performing its activities, functions and duties. We respect the privacy of the personal information held by us. The way in which the council manages personal information is governed by *the Information Privacy Act 2009* (Qld). We are collecting your personal information in accordance with the *Local Government Act 2009* so that we can assess and finalise your application. Generally, we will not disclose your personal information outside of Council unless we are required to do so by law, or unless you have given us your consent to such disclosure. For further information about how we manage your personal information please see our Information Privacy Policy.



Please note, any state-specific exemptions will be applied and override below charts

## ACT, NSW, QLD, SA, VIC VEHICLE IDENTIFICATION CHART

 2 axle rigid truck	GML: 15.0 tonne OML: n/a HML: n/a	<b>May include:</b> bale truck, hiab, pantech, road sweeper, rear end loader - 4 wheels, skip, small hook, tanker, tautliner - double, tipper, vac truck
 3 axle rigid truck	GML: 22.5 tonne OML: 23.0 tonne HML: n/a	<b>May include:</b> bale truck, front end loader, hooklift - tri axle, one arm compactor, tipper, pantech, RORO, side loader, skip, tautliner - double, tanker, vac truck - tri axle
 4 axle rigid truck non load sharing	GML: 26.5 tonne OML: 27.0 tonne HML: n/a	<b>May include:</b> front lift - 8 wheeler, hook lift - quad axle, RORO
 4 axle rigid truck load sharing	GML: 27.5 tonne OML: 28.0 tonne HML: n/a	<b>May include:</b> front lift - 8 wheeler, hook lift - quad axle, RORO
 2 axle rigid truck & 2 axle dog trailer	GML: 30.0 tonne OML: n/a HML: n/a	
 3 axle rigid truck & 3 axle dog trailer	GML: 42.5 tonne OML: 43.5 tonne HML: n/a	
 4 axle rigid truck & 3 axle dog trailer	GML: 42.5 tonne OML: 43.5 tonne HML: n/a	
 4 axle rigid truck & 4 axle dog trailer	GML: 42.5 tonne OML: 43.5 tonne HML: n/a	
 6 axle semi trailer	GML: 42.5 tonne OML: 43.5 tonne HML: 45.5 tonne	<b>May include:</b> semi trailer - tri
 7 axle b-double	General access GML: 50.0 tonne Restricted access GML: 55.5 tonne OML: 57.0 tonne HML: 57.0 tonne	
 9 axle b-double	GML: 62.5 tonne OML: 64.5 tonne HML: 68.0 tonne	